

Broderson 15 Ton

IC-200

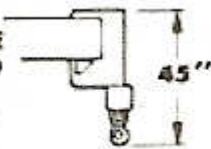
ALL CAPACITIES FOR 360° ROTATION

| LOAD RADIUS FEET | BOOMS RETRACTED ON O/R* | BOOMS EXTENDED | | | 15' BOOM EXTENSION INSTALLED | |
|------------------|-------------------------|----------------|-------------|---------|------------------------------|---------|
| | | ON RUBBER | | ON O/R* | ON RUBBER | ON O/R* |
| | | 4 x 4 Steer** | 4 x 2 Steer | | | |
| 6 | 30000 | 16000 | 14000 | 30000 | 7500 | 7500 |
| 8 | 25000 | 13000 | 11000 | 24000 | 7500 | 7500 |
| 10 | 20000 | 11000 | 9400 | 20000 | 7100 | 7100 |
| 12 | 16000 | 9300 | 8000 | 16000 | 6150 | 6150 |
| 14 | | 7000 | 6800 | 11950 | 5425 | 5425 |
| 16 | | 5700 | 5700 | 10500 | 4850 | 4850 |
| 19 | | 4325 | 4325 | 8875 | 4175 | 4175 |
| 22 | | 3350 | 3350 | 7600 | 3675 | 3675 |
| 25 | | 2775 | 2275 | 6350 | 3275 | 3275 |
| 28 | | 2400 | 2400 | 5300 | 2950 | 3000 |
| 31 | | | | | 2350 | 3000 |
| 34 | | | | | 1925 | 3000 |
| 38 | | | | | 1475 | 3000 |
| 43 | | | | | 1100 | 2800 |

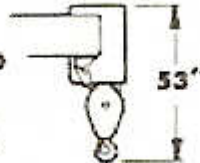
*OUTRIGGERS

**OPTIONAL 4 WHEEL STEERING

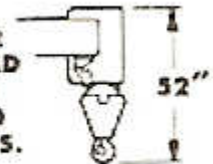
USE SINGLE PART LOAD LINE FOR LOADS TO 7500 LBS.



USE TWO PART LOAD LINE FOR LOADS TO 15000 LBS.



USE FOUR PART LOAD LINE FOR LOADS TO 30000 LBS.



TMK Equipment and Lease